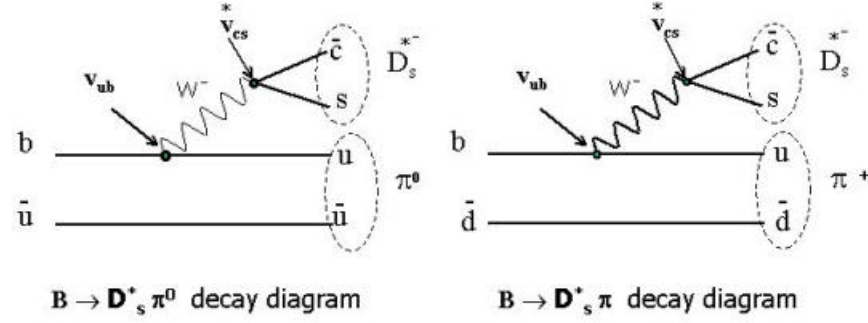


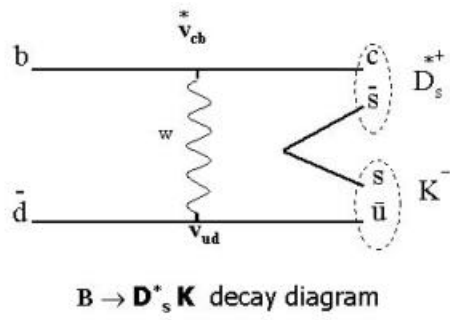
Motivation



b @ u spectator diagram

- $D_s^* \pi$ decays occur via $b \rightarrow u$ spectator diagram – clean measurement for V_{ub}
- Measuring $R_{\chi} \propto \mathbf{B}(B^0 \rightarrow D_s^* \pi) / \mathbf{B}(\bar{B}^0 \rightarrow D_s^* \pi^*)$ – measurement for $\sin(2\beta + \gamma)$
- No measurement for the branching fractions yet.

W-exchange diagram



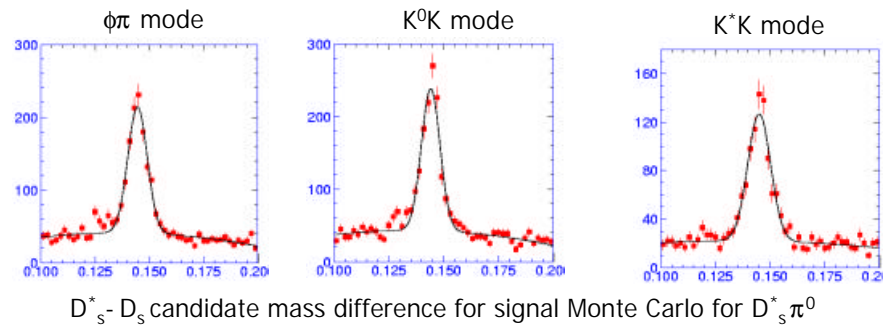
- $D_s^* K$ decay occurs via a W-exchange
- Belle has observed a similar decay $D_s K$ – only evidence for W-exchange so far – PRL 89, 231804(2002)

Reconstruction of B

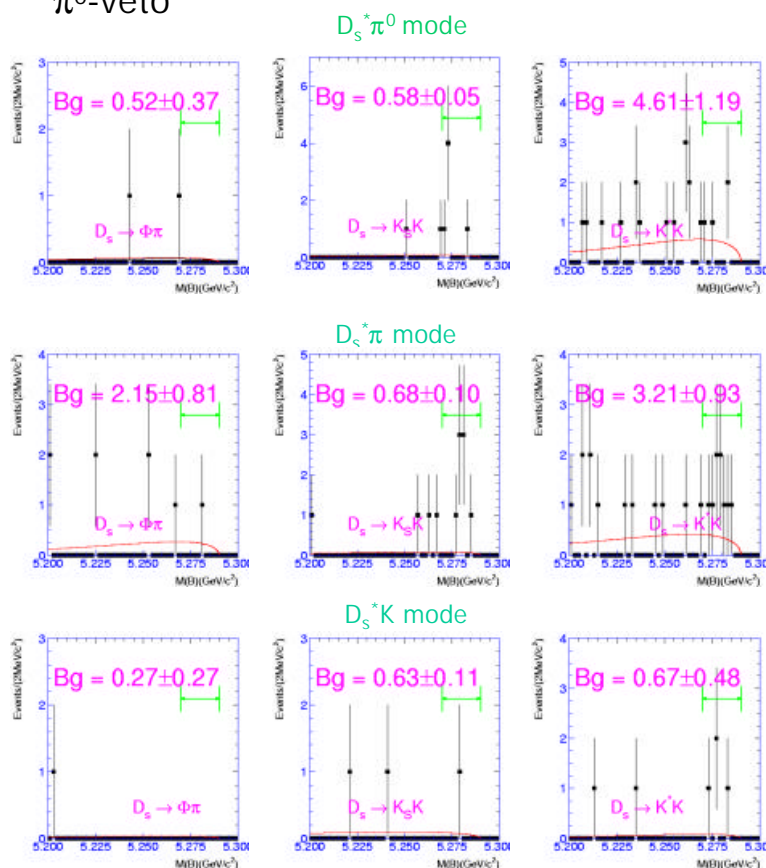
- ϕ, K_S, K^* are reconstructed by combining oppositely charged $KK, \pi\pi, K\pi$ pairs.

- $D_s^- \rightarrow \{\phi\pi^-, K^0 K^-, K^* K^-\}$
 $1.007 < M_{KK} < 1.033 \text{ GeV}/c^2$
 $0.812 < M_{K\pi} < 0.972 \text{ GeV}/c^2$
 $0.489 < M_{\pi\pi} < 0.505 \text{ GeV}/c^2$

- $D_s^{*-} \rightarrow D_s^- \gamma$
 $E_\gamma > 110 \text{ MeV}$
 $1.8 < P_{cm} < 2.4 \text{ GeV}/c$ for D_s
 $1.945 < M_{D_s} < 1.985 \text{ GeV}/c^2$
 π^0 -veto



$D_s^* - D_s$ candidate mass difference for signal Monte Carlo for $D_s^* \pi^0$



M(B) for data for different modes with fit for the background

- $B \rightarrow D_s^* h$; $h \equiv \{\pi^0, \pi, K\}$
- $0.124 < \Delta M < 0.164 \text{ GeV}/c^2$ where $\Delta M = M(D_s^* \gamma) - M(D_s)$
- We define $\Delta E = (\sum_i E_i) - E_{beam}$;

$$M(B) = \sqrt{E_{beam}^2 - (\sum_i \vec{P}_i)^2}$$

$\sum_i E_i$ = B candidate energy;
 E_{beam} = beam energy in the $\Upsilon(4S)$;
 $\sum_i \vec{P}_i$ = total momentum of B in the $\Upsilon(4S)$

- Signal Region,
 $-0.05 < \Delta E < 0.05 \text{ GeV}$ for $h \equiv \{\pi, K\}$
 $-0.10 < \Delta E < 0.05 \text{ GeV}$ for $h \equiv \{\pi^0\}$
 $5.27 < M(B) < 5.29 \text{ GeV}/c^2$

q \bar{q} Background Reduction

- Main source of Background comes from $e^+e^- \rightarrow q\bar{q}$ process
- We construct a **Fisher Discriminant** using a linear combination of 9 variables
- Fisher Discriminant** is optimized to discriminate between signal and background

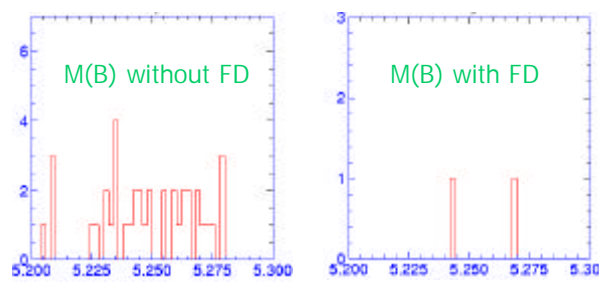
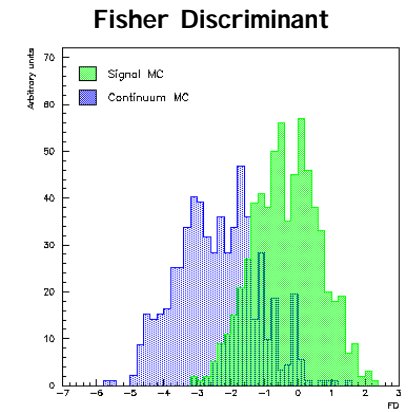
$$r_1 = \frac{\sum_{ij} |p_i| |p_j| P_i(\cos\theta_{ij})}{\sum_{ij} |p_i| |p_j|}; i = 1, 2, 3, 4;$$

$$r_1 = \frac{\sum_{ij} |p_i| |p_j| P_i(\cos\theta_{ij})}{\sum_{ij} |p_i| |p_j|}; i = 1, 2;$$

- $|\cos\theta_{th}|$; θ_{th} -angle between the thrust axes of B candidate and the other particles of the event

- $|\cos\theta_B|$; B-angle between B mom. and beam axis

- $-qr$ x D_s charge; qr contains the flavor information about the rest of the event



Beam-constrained Mass(M(B)) before and after the Fisher Discriminant selection for real data for $D_s^* \pi^0$ mode

Our Monte Carlo studies show that, we can eliminate ~85% of the background while keeping ~70% of the signal, by applying the **Fisher Discriminant** selection.

Reconstruction Efficiency using Signal Monte Carlo Events

mode	Sub decay of D_s	Efficiency %
$D_s^* \pi^0$	$\phi\pi$	3.4 ± 0.2
	$K^0 K$	2.6 ± 0.1
	$K^* K$	2.2 ± 0.2
$D_s^* \pi$	$\phi\pi$	5.9 ± 0.2
	$K^0 K$	6.6 ± 0.2
	$K^* K$	5.2 ± 0.2
$D_s^* K$	$\phi\pi$	5.2 ± 0.2
	$K^0 K$	5.6 ± 0.2
	$K^* K$	4.1 ± 0.2

Background Evaluation

- Shape of the background is modeled using **Monte Carlo** simulated data containing generic $e^+e^- \rightarrow \Upsilon(4S) \rightarrow B\bar{B}$ and $e^+e^- \rightarrow q\bar{q}$ events and fit using a **parameterized empirical background function** (Phys. Lett. B241, 278 (1990)) given by

$$M_B \sqrt{1 - (M(B)/E_{beam})^2}^2 \exp(-a(1 - (M(B)/E_{beam})^2)); a = \text{a free parameter}$$

- Fitted shapes are used to fit data in the sideband region and extrapolate to obtain an estimate for the background in the signal region.
- Possible **peaking background** modes such as $D_s^* \pi, D_s^* \pi^0, D\pi, D\pi$ are simulated to obtain estimates for the peaking backgrounds.

Observations with 152 million $B\bar{B}$ events

mode	Sub decay of D_s	Events observed	Backgrounds		
			generic	peaking	total
$D_s^* \pi^0$	$\phi\pi$	0	0.52 ± 0.37	0.001 ± 0.002	0.52 ± 0.37
	$K^0 K$	6	0.58 ± 0.05	0.19 ± 0.18	0.77 ± 0.19
	$K^* K$	4	4.61 ± 1.19	0.36 ± 0.20	4.97 ± 1.21
$D_s^* \pi$	$\phi\pi$	1	2.15 ± 0.81	< 0.02	2.15 ± 0.81
	$K^0 K$	8	0.68 ± 0.10	0.99 ± 0.42	1.67 ± 0.43
	$K^* K$	9	3.21 ± 0.93	0.58 ± 0.28	3.79 ± 0.97
$D_s^* K$	$\phi\pi$	0	0.27 ± 0.27	< 0.02	0.27 ± 0.27
	$K^0 K$	1	0.63 ± 0.11	< 0.02	0.63 ± 0.11
	$K^* K$	4	0.67 ± 0.47	0.05 ± 0.05	0.72 ± 0.47

Results

With 65 million $B\bar{B}$ events (2002 summer)
 $Br(B \rightarrow D_s^* \pi^0) < 1.25 \times 10^{-4}$

More results soon!